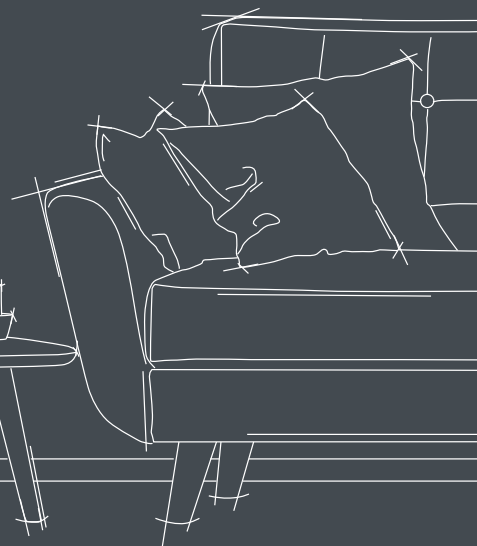




QUALITY TIMES

COLLECTION 2019/2020



PREMIUM





HIGHLIGHTS

Quality times with HAAS+SOHN 3

FIREPLACE STOVES

Introduction
Product Highlights
Fireplace stoves

FIREPLACE STOVES WITH HEAT EXCHANGER

5 Product Highlights 28
6 Fireplace stoves
8 with heat exchanger 30



PELLET STOVES

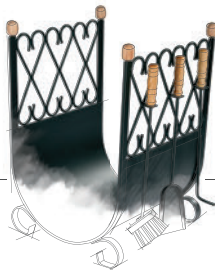
Introduction 35
Product Highlights 36
Pellet stoves 38

PELLET STOVES WITH HEAT EXCHANGER

44 Produkt Highlights
Pellet stoves
with heat exchanger 46

FIREPLACE SETS

48 Introduction
49 Assembly instructions
50 Fireplace sets



FIREPLACE INSERTS

52 Product Highlights
53 Fireplace inserts

ACCESSORIES

54 Fireplace tools, cleaning sprays,
draught controllers, repairing sprays 55
56 Glass floor plates
58 Service

Visit us also on







QUALITY TIMES WITH HAAS+SOHN

We manufacture more than just fireplace stoves and inserts. We manufacture companions for those times of rest and comfort, which will make you warm. Fire has been providing warmth for people for thousands of years. We decided to give it some modern packaging and tame it the smart way. When you combine thorough Czech manufacturing and timeless Austrian design, you get stoves you'll love. We want to make heating with wood and pellets more comfortable. We believe that stoves and modern technologies will get along. Heating with stoves doesn't have to mean smoke and dirty hands.

GREAT MOMENTS

Great moments mean you don't have to solve any issues. A few minutes you can invest in yourself and your family. Moments without a calendar and a phone. Time you simply deserve.

We are all different. Each of us has unique GREAT MOMENTS and things we like to have around us. That's why we offer many models and colour schemes for your



QUALITY TIMES

QUALITY TIMES

I can tell "QUALITY TIMES" by the scent and sounds. In spring, for example, it is the fresh smell of the air when everything is waking up, blossoming and the birds begin to sing. In summer, it is the booming sound of my motorbike. That is the time when I am free to ride, hit the gas and enjoy every turn. In winter, it is the soothing smell of wood and the view of dancing flames in our HAAS+SOHN wood-burning stove - these are my "QUALITY TIMES."

Vlasta, accountant at HAAS+SOHN in Rukov



FIREPLACE STOVES



Better than TV

We make fireplace stoves to fit well into your life. We know that your family is of most importance to you. We will help you create a place where all its members can sit down and relax. Just to be together, without watching TV and mobile phones. You may have a fireplace stove anywhere, not just at home, but you can also create your home with it.





PRODUCT HIGHLIGHTS FIREPLACE STOVES



Easy control Air Regulation

Easy control will help you heat properly. You can control the air supply (primary, secondary, tertiary) into the hearth with a single controller.



1. Start

Press "Start" for sufficient air supply to make a fire until it starts burning evenly.



2. Heating

After starting the fire, turn the controller to the top "Burning" position for clean and efficient combustion.



3. Closing

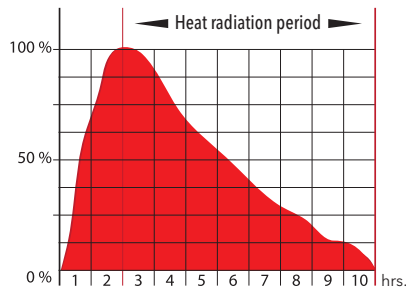
When you decide to stop heating and the fire goes out, you can switch the controller to the "0" position to keep the heat inside the room. Thanks to the closable air supply, the heat from the fireplace stove remains inside the room and you can enjoy it longer.



Heat accumulation

For long-term radiation of heat.

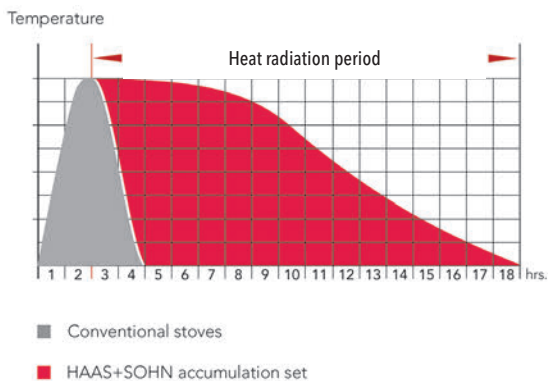
Heat accumulation graph:



*Heat radiation period
After replenishing wood 3 times, always 2 kg*

After 2 hours of operation the stove radiates heat for 10 more hours.

Accumulation set:



- Conventional stoves
- HAAS+SOHN accumulation set

Optional accessories for SALZBURG and OVALIS stoves. The new accumulation set from HAAS+SOHN made of magnesite offers double the accumulation-capacity than that of talc!

You may add other features to the accumulation set at any time. It is easy to install.



External air supply (CPV)

Optional supply of air from outside. Inside you can breathe better because the stove doesn't burn air that has already been heated once. Ideal for houses with thermal insulation, necessary for passive and low-energy buildings.



Gas tightness certified

A stove with a gas tightness certificate (issued by DIBt) An ideal choice for low-energy, passive and thermally insulated houses. Blower-door test compliant. The stove draws 100% of the air needed for combustion from outside (external CPV intake). Thanks to this feature, the combustion process is fully independent of the air in the room and the fire does not use the oxygen in the house. If you are not using the stove, the heat is not drawn out of the room via the stove. Therefore, the stove does not cause any heat loss.



Automatic door closing

Just release the door and it closes on its own.



Automatic secondary air control

The stove automatically controls the secondary air intake. Simply open the primary air intake before you start a fire. Once the fire starts burning you can close the primary air intake. The rest of the combustion process is controlled by the stove. Based on the available firewood, the stove adjusts the secondary air intake automatically to make sure that the combustion process is most efficient. This allows you to utilise the maximum amount of heat produced by each log while keeping emissions low.



1



2



3

ENGADIN PLUS

HIGHLIGHTS



A global innovation: the first stove with an electronic application!

you will never heat your house incorrectly – your stove alone will handle the heating process

Our ENGADIN – simply elegant

You can recognise it thanks to the subtle matt chrome edging. The edging goes around the entire stove and also contains the primary air intake regulator. A special design feature is the conical neck which seamlessly connects the flue pipe with the upper plate. It may be a small detail, but that is what beauty is all about. Upon request we also supply a regular straight neck which connects to a 150 or 130 mm diameter flue pipe.



The WLAN module is part of the stove!

MODEL	ENGADIN PLUS 1	ENGADIN PLUS 2	ENGADIN PLUS 3
Colour	black / Woodstone Prestige	black / Speckstein	black
Efficiency	80 % A⁺	80 % A⁺	80 % A⁺
Capacity	6 kW	6 kW	6 kW
Dimensions h / w / d	1,113 / 525 / 404 mm	1,113 / 525 / 404 mm	1,113 / 525 / 404 mm
Order nr.	0328315080000	0328315100000	0328315090000



NOVELTY:
HAAS+SOHN APPLICATION SOFTWARE
NOW ALSO AVAILABLE FOR STOVES



Start using your stove correctly

When your stove talks to your mobile phone, heating is a piece of cake. The ENGADIN PLUS stove communicates with you via a mobile application. The stove will tell you what you should do to make sure that the heating process is as efficient as possible. The mobile application tells you how many logs you should put on the fire, what the emission of flue gases is, or what the exact temperature in the room is. The application also offers statistical data showing you the amount of used wood, and will also tell you when you need to get your stove serviced. See for yourself and enjoy even greater comfort



QUALITY TIMES



	FLUE GAS NECK 130 mm ENGADIN	UPPER LID ENGADIN	UPPER LID ENGADIN
Colour	optimal connection to a 130 mm diameter flue gas pipe instead of 150 mm	black / upper lid for a 130 mm diameter flue gas pipe	black / upper lid for a 150 mm diameter flue gas pipe
Order nr.	0328315000830	0328315021120	0328315021110



HAAS+SOHN APP

Online heating assistant

Just download the application and you are ready to go!

The application is free for android and iOS.







1



4

A DISTINCTIVE STYLE
SKIVE COMBUSTION CHAMBER
WITH A DESIGNER PLINTH

HIGHLIGHTS



Easy control

Easy control air inlet regulation – easy air supply regulation control with just one regulator



External combustion air supply

ideal for low-energy houses



Closable external air intake

Central air intake closing system – no heat loss



Tertiary combustion

double combustion saves the amount of fuel needed



3

THE SKIVE SERIES

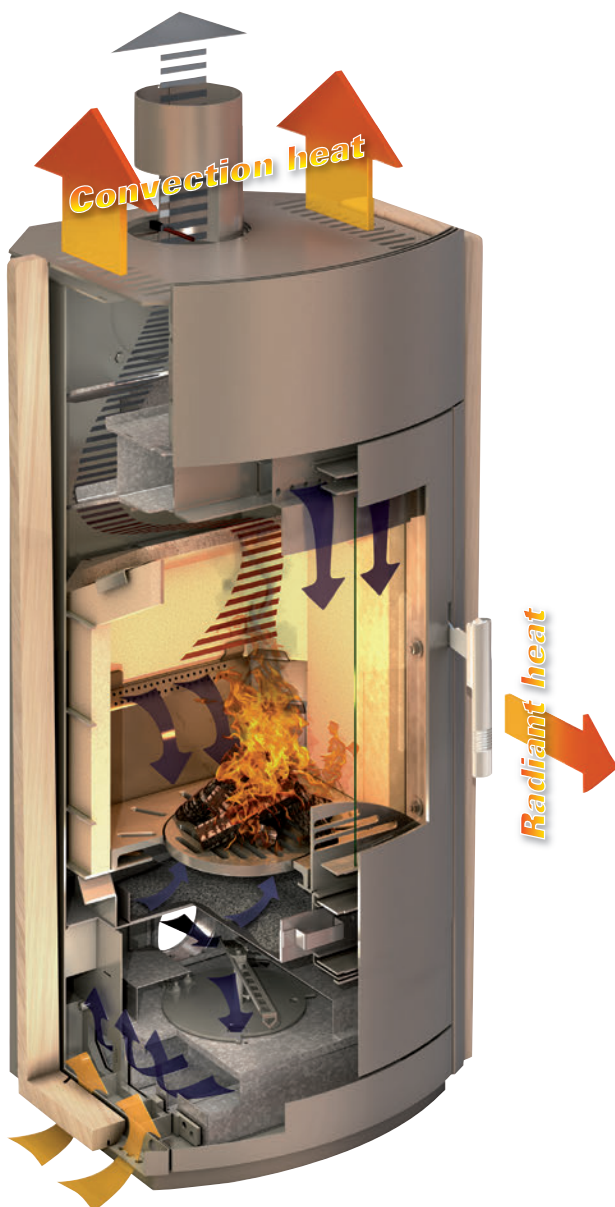
It is solely up to you how you design them. The SKIVE stove is available with four metal plinth options. Whether you decide to have one or two arches, you will always have sufficient space to store your firewood. Our Easy control system makes using your stove a simple process.

MODEL	VALGA 1	KOLGA 2	TORVA 3	POLVA 4
Colour	anthracite / white tiles small + large pedestal	anthracite / white tiles large pedestal	anthracite / white tiles two small pedestals	anthracite / white tiles small pedestal
Efficiency	80 % A+	80 % A+	80 % A+	80 % A+
Capacity	8 kW	8 kW	8 kW	8 kW
Dimensions h / w / d	1,185 / 750 / 453 mm	995 / 750 / 453 mm	995 / 750 / 453 mm	805 / 750 / 453 mm
Order nr.	0434715950000	0434715930000	0434715940000	0434715920000

Tile – the colour may differ, or may contain hair cracks.



PRODUCT HIGHLIGHTS i-CONTROL



Fully automatic, electronically controlled air intake – “i-Control”

You do not need to think about how to control the air intake.

The stove is equipped with a small electric motor which closes and opens the air intakes (primary, secondary, tertiary) to minimise emissions and consumption of firewood. The “i-Control” system will allow you to gain as much heat from each log as possible. Simply put, you control the burning intensity by the amount of firewood you fed into your stove.

- + 60% lower emissions when compared with standard stoves
- + saves on heating costs
- + LED light status indicator
- + low electric power consumption 6 W/h



1



2

i-2100

HIGHLIGHTS



Fully automatic, electronically controlled air intake
our patented TOP combustion technology



External combustion air supply
ideal for low-energy houses



Tertiary combustion
double combustion saves the amount of fuel needed

Smart and easy control

An idea that we just had to share with you. The i-2100 stove represents our vision of how fireplaces and wood-burning stoves could work a few years from now. Just place firewood inside and start the fire. The rest is handled by our "i-Control" system. No sliders or levers. Just add firewood when necessary. More wood - more heat. Simply add firewood if you are cold. Our "i-Control" system will make sure that each log burns efficiently and gives you as much heat as possible. Thanks to the increased efficiency you will need less firewood.

	MODEL	i-2100	1	i-2100	2
Colour		black / Woodstone Prestige		black / Serpentino	
Efficiency		82 %	A+	82 %	A+
Capacity		8.3 kW		8.3 kW	
Dimensions h / w / d		1,132 / 598 / 511 mm		1,132 / 598 / 511 mm	
Order nr.		0424718670000		0424718660000	



OUR COLLECTION OF NATURAL STONE



Woodstone



Serpentino



Speckstein



White Rock

Natural stone lining

Natural stone looks great and it also accumulates heat. We use special types of ground sandstone and steatite. The texture of the natural stone makes every piece an original.



1



2

HERBORN II

HIGHLIGHTS



Easy control

Easy control air inlet regulation – easy air supply regulation control with just one regulator



External combustion air supply

ideal for low-energy houses



Closable external air intake

Central air intake closing system – no heat loss



Tertiary combustion

double combustion saves the amount of fuel needed

A humble companion

The HERBORN II stove does not want to stand out from the line, unless you are using it. The stove will nicely fit into any interior, provide you with warmth and a cosy environment and the pleasant sound of crackling wood. You can increase or decrease the flame easily. The upper section of the stove is fitted with our Easy control system, which allows you to control all the air intakes.






MODEL	HERBORN II 1	HERBORN II 2
Colour	grey	black
Efficiency	81 % A+	81 % A+
Capacity	6.4 kW	6.4 kW
Dimensions h / w / d	942 / 492 / 519 mm	942 / 492 / 519 mm
Order nr.	0429515610000	0429515600000



162.5 kg Speckstein

HESTRA – SPECKSTEIN

HIGHLIGHTS

- 
Easy control
 Easy control air inlet regulation – easy air supply regulation control with just one regulator
- 
External combustion air supply
 ideal for low-energy houses
- 
Closable external air intake
 Central air intake closing system – no heat loss
- 
Tertiary combustion
 double combustion saves the amount of fuel needed
- 
Heat accumulation
 for long-term radiation of heat

Stone playing the leading role

May we offer you natural stone? As you wish the HESTRA stove is an elegantly designed product, which thanks to its round edges fits perfectly in any corner. The Easy control system provides you with simple control. Just start the fire, put your feet up and enjoy QUALITY TIMES.

MODEL	HESTRA
Colour	anthracite / Speckstein
Efficiency	80 % 
Capacity	6 kW
Dimensions h / w / d	1,160 / 632 / 579 mm
Order nr.	0420917600000



Tiles

HESTRA – TILES

HIGHLIGHTS



Easy control

Easy control air inlet regulation – easy air supply regulation control with just one regulator



External combustion air supply

ideal for low-energy houses



Closable external air intake

Central air intake closing system – no heat loss



Tertiary combustion

double combustion saves the amount of fuel needed

Nice white

Or do you prefer ceramics? No problem, follow your heart. The HESTRA family offers stoves which will match your tastes perfectly. The tiles are fitted with a smooth groove pattern that is pleasant to the touch.

MODEL	HESTRA
Colour	anthracite / white tiles
Efficiency	80 % A+
Capacity	6 kW
Dimensions h / w / d	1,183 / 586 / 601 mm
Order nr.	0420917610000







1



2

MADEIRA

HIGHLIGHTS

- 
Easy control
 Easy control air inlet regulation – easy air supply regulation control with just one regulator
- 
External combustion air supply
 ideal for low-energy houses
- 
Closable external air intake
 Central air intake closing system – no heat loss
- 
Tertiary combustion
 double combustion saves the amount of fuel needed

A popular choice

The MADEIRA stove will let you use your space efficiently. The stove will fit perfectly in any corner. You can connect the stove to the chimney using the upper or rear outlet. The Easy control system allows you to use a single regulator. Treat yourself to a gift and enjoy the solid lining made of Woodstone Prestige natural sandstone or Speckstein antik talc stone, which will last forever.

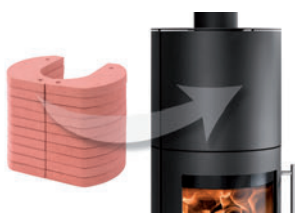
	MODEL	MADEIRA 1	MADEIRA 2
Colour		black / Woodstone Prestige	black / Speckstein antik
Efficiency		82 % A+	82 % A+
Capacity		2.1–6.4 kW	2.1–6.4 kW
Dimensions h / w / d		996 / 606 / 492 mm	996 / 606 / 492 mm
Order nr.		0429617500000	0429617520000





1

2







3



4



OVALIS

HIGHLIGHTS

-  **Automatic secondary air control**
easy and convenient control
-  **External combustion air supply**
ideal for low-energy houses
-  **Automatic door closing**
just release the door and it closes on its own
-  **Heat accumulation**
for long-term radiation of heat

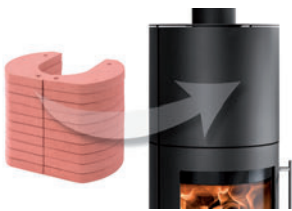
Long live minimalism

Designed for corners or where there are none. Stoves do not have to be all edges. Some even have a circular footprint. Thanks to the oval design you can install the OVALIS stove in any corner. The door with its extra large semi-circular window is equipped with an automatic closing system. Just release the door and it closes on its own. Regardless of whether you select the tall option (Grande) or the smaller version (Piccolo), you will enjoy great comfort. Secondary air is controlled automatically. Just open the primary air regulator before you start the fire. Once the fire starts burning you may close the regulator. The stove controls the air intake automatically based on how much firewood you place inside the stove. If you purchase the accumulation set you will be able to fully utilise the radiant heat.

	1	2	3	4
MODEL	OVALIS GRANDE	OVALIS PICCOLO	ACCUMULATION SET	KNIE FOR REAR FLUE BY OVALIS WITHOUT EXCHANGER
Colour	black	black	70 kg	Ø 150 mm, 90°
Efficiency	81 % 	81 % 		
Capacity	2.5-5 kW	2.5-5 kW		
Dimensions h / w / d	1,550 / 464 / 464 mm	1,170 / 464 / 464 mm		
Order nr.	0428612620000	0428612610000	0428650500000	0332015007065



1



2



3

OVALIS RLU

HIGHLIGHTS

- AUTO AIR** Automatic secondary air control
easy and convenient control
- External combustion air supply**
ideal for low-energy houses
- AUTO DOOR** Automatic door closing
just release the door and it closes on its own
- Heat accumulation**
for long-term radiation of heat
- RLU** Gas tightness certified
does not require air from the room for combustion

Certified minimalism

Unlike regular models, the RLU model is certified for gas tightness. If you are not using the stove you can close it very tightly, almost hermetically. That way the heat from your room does not escape through the stove and you will not suffer any heat loss. The OVALIS RLU complies with the Blower-door test while having a power output of only 5.4 kW. This feature makes it great for passive and low-energy houses.






	1	2	3
MODEL	OVALIS RLU GRANDE	ACCUMULATION SET	KNIE FOR REAR FLUE BY OVALIS WITHOUT EXCHANGER
Colour	black	70 kg	Ø 150 mm, 90°
Efficiency	87 % A+		
Capacity	2.6-5.4 kW		
Dimensions h / w / d	1,550 / 464 / 464 mm		
Order nr.	0429112520000	0428650500000	0332015007065



83 kg Woodstone

PINEROLO

HIGHLIGHTS



-  **Easy control**
Easy control air inlet regulation – easy air supply regulation control with just one regulator
-  **External combustion air supply**
ideal for low-energy houses
-  **Closable external air intake**
Central air intake closing system – no heat loss
-  **Tertiary combustion**
double combustion saves the amount of fuel needed
-  **Heat accumulation**
for long-term radiation of heat



104 kg Speckstein

Each piece is an original

The PINEROLO stove offers a solid lining made of natural stone (the sandstone Woodstone Prestige or talc stone Speckstein), and a huge dose of high-tech systems. The stone lining offers great heat accumulation properties. This allows you to enjoy radiant heat long after the fire has burned down. The stove is also equipped with our unique Easy control system. By moving the lever up or down you can control the burning intensity.

	1	2
MODEL	PINEROLO	PINEROLO
Colour	black / Woodstone Prestige	black / Speckstein
Efficiency	81 % 	81 % 
Capacity	3–6.4 kW	3–6.4 kW
Dimensions h / w / d	1,004 / 540 / 477 mm	1,004 / 540 / 477 mm
Order nr.	0429415600000	0429415630000




1



2

RONDO

HIGHLIGHTS

 **External combustion air supply**
ideal for low-energy houses

Oval beauty

The RONDO will brighten up your home. The natural lining made of stone may remind you of ancient marble columns. The body painted in an anthracite colour proves that stoves do not always need to be black. Thanks to its shape you can easily install the stove in a corner. You may also connect it to an external air intake (CPV). If you do, the oxygen necessary for combustion is not drawn from your room but from an outside pipe installed somewhere underneath your patio. Thanks to this system you will breathe more easily during winter.

MODEL	RONDO 1	RONDO 2
Colour	anthracite / Serpentino	anthracite / Paradiso
Efficiency	81 % A+	81 % A+
Capacity	3.6-8.6 kW	3.6-8.6 kW
Dimensions h / w / d	1,128 / 615 / 507 mm	1,128 / 615 / 507 mm
Order nr.	0424918610000	0424918620000



1

SALZBURG EASY MODULAR STOVE

HIGHLIGHTS



Easy control

Easy control air inlet regulation – easy air supply regulation control with just one regulator



External combustion air supply

ideal for low-energy houses



Closable external air intake

Central air intake closing system – no heat loss



Tertiary combustion

double combustion saves the amount of fuel needed




Heat accumulation

for long-term radiation of heat



2



3

Door



3D fire

A modern stove with a seating area. The SALZBURG EASY fits perfectly into minimalistic interiors. Everyone appreciates the beauty of flames dancing in a stove, so we designed it with dancing flames in mind. No unnecessary decorations or curves. Only one large glass area encompassing three sides. If you place the accumulation set in the upper section, the stove will radiate heat long after the fire has burned down. The upper lid is made of metal or the upper area is available in natural stone. You can select from several side benches for the SALZBURG model. You can fit them with pillows and create a comfortable sofa. Just imagine the comfort. Firewood beneath you, the stove calmly radiating heat, and you enjoying a good cup of tea. Ideal QUALITY TIMES.



TOP COVER SALZBURG EASY

Serpentino
- with opening for upper outlet
Order nr. 0335015101200



TOP COVER SALZBURG EASY

Serpentino
- without opening for upper outlet
Order nr. 0335015101100

	MODEL SALZBURG EASY 351.15 ¹	SALZBURG EASY 351.15 ²	ACCUMULATION SET ³	COVER CAP WHEN USING REAR FLUE
Colour	black / firewood box	black / sealable firewood box	70 kg	black
Efficiency	80 % A+	80 % A+		
Capacity	7.3 kW	7.3 kW		
Dimensions h / w / d	1,555 / 482 / 380 mm	1,555 / 482 / 380 mm		
Order nr.	0335115120000	0335115010000	0428650500000	0335015006188





BENCHES – MODULES FOR SALZBURG EASY

Side benches for SALZBURG stoves

A stylish seating and storage area for your firewood. Just store your logs underneath.



MODEL	SALZBURG DOUBLE BENCH 1	SIMPLE SALZBURG BENCH 2	SALZBURG CORNER BENCH 3	PARTITION FOR SALZBURG BENCH 4
Colour / design	black with shelf	black with shelf	black	
Dimensions h / w / d	460 / 964 / 365 mm	460 / 482 / 365 mm	460 / 365 / 365 mm	
Order nr.	0335017630000	0335017620000	0335017650000	0335017700000



PRODUCT HIGHLIGHTS FIREPLACE STOVES WITH HEAT EXCHANGER

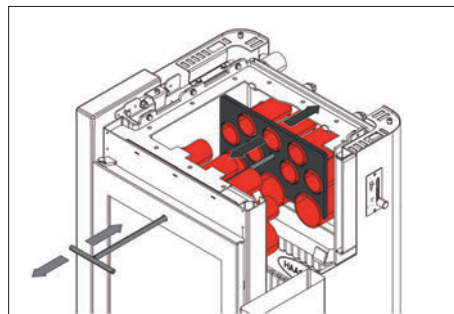


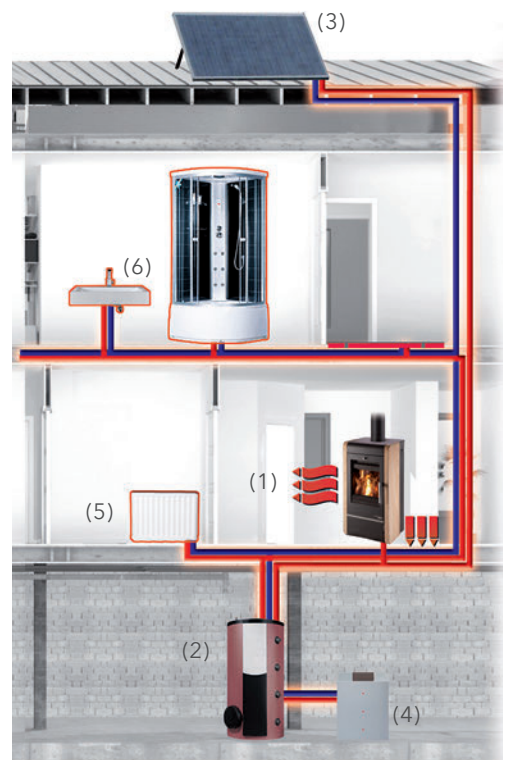
Smart heating with HAAS+SOHN

A stove can be more than just an interior accessory, it can heat the entire house. Fireplace stoves with a heat exchanger can be connected to the central heating and heat the water in radiators. A quality warm-water heat exchanger can transfer 70% of the heat to water. Our stoves with exchangers have enough power to heat service water as well. A few logs can not only make you warm, but also prepare hot water for you.

Patented exchanger cleaning

Cleaning the exchanger is even easy with the door closed. You can remove the debris from the tubes simply by moving the wiper blade.





Part of the heat is used to heat the space in which the stove is installed (1). The rest is stored in the accumulation tank (2), which can also be supplied from other heat sources, e.g., boilers (4), solar panels (3). When needed, the heat from the tank can be supplied to the heating system (radiators) (5) or it can be used to heat water (6).

Warning:

The exchanger cannot be used without a connection to a heating system. Only a specialised company can make the connection.



Automatic controller of primary combustion air

Prevention of the stove from overheating after a power failure. After a power failure the circulating pump, which pumps water into the radiators, stops working. The heat accumulates in the exchanger and there's a risk of it overheating (the water temperature in the system is near boiling point). When the water in the exchanger reaches 95 °C, the thermostatic valve shuts off the primary air supply. This will reduce the combustion and prevent the temperature from increasing.



Replaceable heat exchanger





You can add the exchanger to the stove at any time, or remove it and replace it with a plug. This allows additional connection to a heating system (central heating) or refitting to hot-air operation.



BRYNE


WITH HEAT EXCHANGER

HIGHLIGHTS

-  **Easy control**
Easy control air inlet regulation – easy air supply regulation control with just one regulator
-  **External combustion air supply**
ideal for low-energy houses
-  **Closable external air intake**
Central air intake closing system – no heat loss
-  **Tertiary combustion**
double combustion saves the amount of fuel needed
-  **Heat exchanger cleaning**
simple and clean
-  **Cooling loop**
protection from exchanger overheating

A practical assistant







Beautiful and extremely practical. That is the BRYNE stove. Inside the simple, timeless design is a powerful hot-water exchanger that will warm up the entire house. You can even clean the exchanger with the door closed. Dirt falls down into the ashtray and you do not have to wipe dust away every time you start the fire.

	MODEL BRYNE	COOLING LOOP
Colour	black / White Rock	
Efficiency	81 % 	
Cap. (for heat. elements)	3.3–10.2 kW (7.3 kW)	
Dimensions h / w / d	994 / 540 / 567 mm	
Order nr.	043451600000	0434515006108




FARUM 
WITH HEAT EXCHANGER

HIGHLIGHTS

-  **External combustion air supply**
ideal for low-energy houses
-  **Tertiary combustion**
double combustion saves the amount of fuel needed
-  **Automatic primary combustion air regulator**
prevents problems during power outages
-  **Heat exchanger cleaning**
simple and clean
-  **Replaceable exchanger**
option of replacing the exchanger with a dummy plug
-  **Cooling loop**
protection from exchanger overheating

A powerful giant

The FARUM stove with heat exchanger will heat your entire house. Underneath the lining made of Woodstone Prestige sandstone you will find a sturdy fireplace and a modern heat exchanger able to transfer up to 11.1 kW of power to your water system. In the event of a power failure, the stove is protected against overheating by a cooling loop and the automatic primary air regulator. Thanks to our patented solution you can easily remove ash and soot from the heat exchanger piping system. This will keep your stove working at full capacity for many years.

	MODEL FARUM	COOLING LOOP
Colour	black / Woodstone Prestige	
Efficiency	87 % 	
Cap. (for heat. elements)	4.9-14.9 kW (11.1 kW)	
Dimensions h / w / d	1,217 / 624 / 632 mm	
Order nr.	0433437000000	0432317006108



VISBY

WITH HEAT EXCHANGER

HIGHLIGHTS



Easy control

Easy control air inlet regulation – easy air supply regulation control with just one regulator



External combustion air supply

ideal for low-energy houses



Closable external air intake

Central air intake closing system – no heat loss



Tertiary combustion

double combustion saves the amount of fuel needed



Heat exchanger cleaning

simple and clean



Cooling loop

protection from exchanger overheating

Sandstone elegance

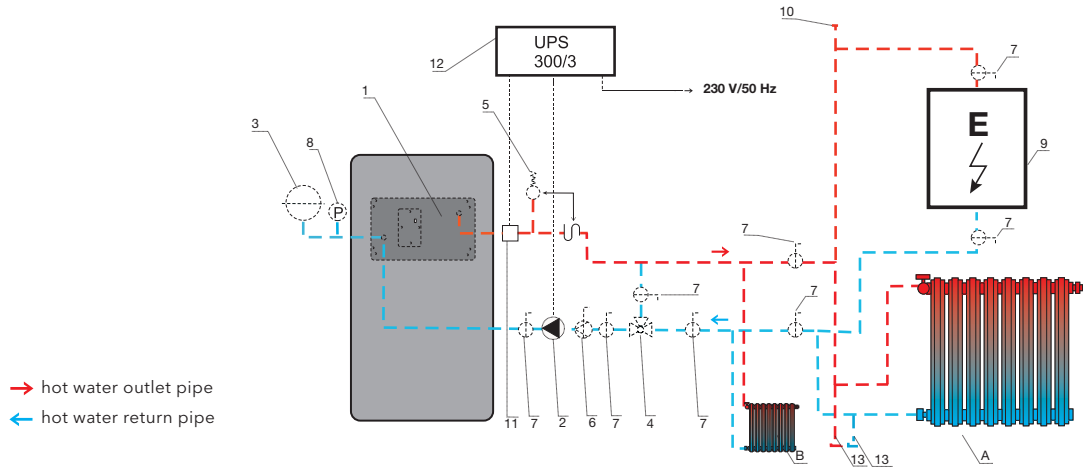
The VISBY stove with heat exchanger will please anyone who wants to heat cleanly and comfortably. The Woodstone Prestige natural sandstone lining of the body hides a modern exchanger that you can clean even with the door closed. Just screw the pull bar into the hole at the front side and move it in and out to clean off the dirt. You can increase or decrease the flame easily and without needing to lean over. The upper part of the Visby stove with heat exchanger is equipped with our Easy control system. You can use the system to control all three air intakes.

	MODEL VISBY	COOLING LOOP
Colour	black / Woodstone Prestige	
Efficiency	81 % 	
Cap. (for heat. elements)	3.3–10.2 kW (7.2 kW)	
Dimensions h / w / d	1,012 / 483 / 566 mm	
Order nr.	043451550000	0434515006108

CONNECTION DIAGRAM WHEN USING UPS

Informative diagram of the heating system.

Overheating protection during electrical power failure by using an uninterruptible power supply (UPS).

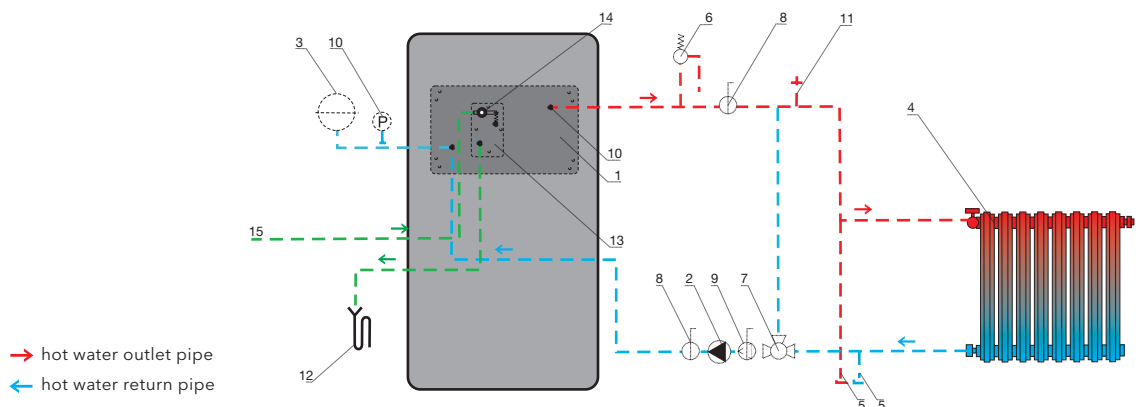


LEGEND:

- | | | |
|---|------------------------|---|
| 1. fireplace stoves with exchanger | 6. closing filter | 11. attached thermostat |
| 2. circulation pump | 7. ball shut-off valve | 12. backup power supply |
| 3. expansion tank | 8. pressure gauge | 13. release vent |
| 4. thermo-regulation valve, e.g. ESBE TV 25 (60-75°C) | 9. electric boiler | A. connection to the entire heating system |
| 5. pressure relief valve | 10. ventilation valve | B. connection to part of the heating system |

DIAGRAM OF CONNECTION WITH COOLING LOOP

Informative diagram of connection of the exchanger with the cooling loop to the hot-water exchanger, against overheating in the event of an electrical power outage.



LEGEND:


- | | | |
|---------------------|---|----------------------------------|
| 1. exchanger | 6. pressure relief valve | 11. ventilation valve |
| 2. circulation pump | 7. thermo-regulation valve, e.g. ESBE TV 25 (60-75°C) | 12. waste |
| 3. expansion tank | 8. ball shut-off valve | 13. cooling exchanger (loop) |
| 4. radiator | 9. BALL closing filter | 14. relief heat valve |
| 5. release vent | 10. pressure gauge | 15. connected to cold water line |



QUALITY TIMES

"As for me, QUALITY TIMES is the time when I play football. Having a ball in front of you and a stand full of people behind you with not a care in the world is simply amazing. Other QUALITY TIMES begin when I get to my office. I do work that I love and I will never get bored with it. My QUALITY TIMES continue when I get home and see my hot pellet stove from HAAS+SOHN, which I already turned on remotely while on my way home using my mobile phone".

Mirek, HAAS+SOHN Rukov Sales Manager



PELLET STOVES



New generation heating

Make a fire in your fireplace before you get home from your exercise. We offer stoves you can control from your mobile phone. We will provide warmth and comfort in your home even if you come home late in the evening. You don't have to chop wood for pellet stoves and keep stoking. The stove will do it for you, all you need to do is add pellets once approximately every three days.





PRODUCT HIGHLIGHTS PELLET STOVES



Pellet stoves with WLAN module Obeying at a distance

For your comfort and freedom. With the stove control through a mobile phone you can control the warmth of your home wherever you are. Just connect the WLAN module with two functions to your stove:

- + Local Function  - for control at home and its vicinity (garden, garage)
- + Global Function  - or control from any place in the world

The stove connects to the home Wi-Fi through the WLAN module. If the Wi-Fi network is not available or the connection fails, the module will create its own hotspot. In such case only the Local Function is active.

You just need to connect once for long-term use

QUALITY TIMES

HAAS+SOHN Application Comfortable control from a smartphone

Download your HAAS+SOHN application for free and start controlling your pellet stove. Simply, safely and comfortably.

- + Optional pre-set weekly program, up to 3 time intervals for 1 day
- + Up to 5 family members can control one stove
- + Up to 5 pellet stoves can be connected to one application
- + The colour background of the application shows the operational mode of the stove (red - heating, blue - cooling, purple - switching off, green - ECO-Mode, grey - switched off)
- + The application will remind you to add fuel, clean the stove or order a service
- + It monitors average fuel consumption





Large glazing

You won't recognise that it is a pellet stove. The flame looks as if logs were burning inside.



Friendly for allergic persons thanks to the heat exchanger

Heated air is not blown into the room by a fan. The heat rises on its own, without vibrations or noise. You can fall asleep next to our pellet stove, breathing comfortably. Ideal for allergic persons.



Simple control

Comfortable and simple control with just four pushbuttons. Display with a well-arranged menu.



Fully automatic temperature control

Simply set different temperatures for different times of the day. With an integrated room temperature sensor, the stove monitors the temperature in the room and heats to maintain the pre-set value. The pellet stove will recognise a temperature drop in the room and it will start heating it up. When it reaches the required temperature, it will reduce its output. There's no need to switch it on or off, just add pellets.



Extremely quiet operation

You will barely hear the stove working.



Independent air intake

A pellet stove with a gas tightness certificate complying with the NF EN 14785 standard. An ideal choice for low-energy, passive and thermally insulated houses. Blower-door test compliant. The stove draws 100% of the air needed for combustion from outside (external CPV intake). Thanks to this feature the combustion process is fully independent of the air in the room and the fire does not use oxygen in the house. If you are not using the stove, heat is not drawn out of the room. Therefore, the stove does not cause any heat loss.



HSP 6 PREMIUM 32

HIGHLIGHTS

-  **WLAN**
optional feature Wlan  Local &  Global
-  **Fully automatic temperature control**
the optimum room temperature exactly when you need it
-  **Friendly for allergic persons**
thanks to the heat exchanger
-  **Large glazed area**

It listens to you when you are away

You will not believe that it uses pellets! Pellet stoves The HSP 6 PREMIUM 32 pellet stove is equipped with a special burner. Thanks to this special burner the flame looks like real wooden logs are burning inside. If you are not focusing on the flames you will only feel the comfortable radiant heat. We have replaced the fan with a hot air exchanger. Thanks to this modification the stove does not disperse dust and is extremely quiet. Thanks to the WLAN module you will be able to control your pellet stove remotely. Use our mobile application to tell your stove how to heat your house.



WLAN module - an additional accessory



MODEL	HSP 6 PREMIUM 32 1	WLAN MODULE 2	DESIGNER PEDESTALS 3	ROOM TEMPERATURE SENSOR 4
Colour	grey / black			
Efficiency	90 % A+			
Capacity	8 kW			
Dimensions h / w / d	1,200 / 502 / 503 mm		0552108001395 (black-SET) 0552108001396 (nickel-SET)	cable 8 m
Order nr.	0553908500000	0532007100000		0532007010000



HAAS & SOHN
KALORIE



1

HSP 6 RUEDA C PGI

HIGHLIGHTS



WLAN

optional feature Wlan  Local &  Global



Fully automatic temperature control

the optimum room temperature exactly when you need it



Independent air intake

certified gas tightness for pellet stoves



Friendly for allergic persons

thanks to the heat exchanger



Large glazed area



The WLAN module is part of the stove!

Beauty lies in simplicity

The HSP 6 RUEDA looks good in concrete and calm colours. Simplicity is its strength. The ceramic lining with its matt metal texture fits perfectly in minimalistic interiors. PGI refers to the gas tightness certificate. If you are not using your stove the heat does not escape through the stove, so there is no heat loss - an ideal solution for passive and low-energy houses.



2

MODEL	HSP 6 RUEDA C PGI	1	ROOM TEMPERATURE SENSOR	2
Colour	anthracite / metallic tiles			
Efficiency	90 %	A ⁺		
Capacity	8 kW			
Dimensions h / w / d	1,200 / 560 / 510 mm			cable 8 m
Order nr.	0546532750000			0532007010000






1



2

HSP 6 RUEDA PGI

HIGHLIGHTS

-  **WLAN**
optional feature Wlan  Local &  Global
-  **Fully automatic temperature control**
the optimum room temperature exactly when you need it
-  **Independent air intake**
certified gas tightness for pellet stoves
-  **Friendly for allergic persons**
thanks to the heat exchanger
-  **Large glazed area**





The WLAN module is part of the stove!

Stylish design with stripes

Not a drab product but a stylish design with nice looking stripes. Areas finished in the matt anthracite shade highlight the horizontal stripes, which are available in white or in subtle black. PGI refers to the gas tightness certificate. If you are not using your stove the heat does not escape. Therefore, your HSP 6 RUEDA pellet stove does not cause any heat loss. A clear choice for passive and low-energy houses.



3

	MODEL HSP 6 RUEDA PGI 1	HSP 6 RUEDA PGI 2	ROOM TEMPERATURE SENSOR 3
Colour	anthracite / white ledges	anthracite / black ledges	
Efficiency	90 % 	90 % 	
Capacity	8 kW	8 kW	
Dimensions h / w / d	1,200 / 550 / 500 mm	1,200 / 550 / 500 mm	cable 8 m
Order nr.	0546532830000	0546532810000	0532007010000



HSP 7 II

HIGHLIGHTS

-  **WLAN**
optional feature Wlan  Local &  Global
-  **Fully automatic temperature control**
the optimum room temperature exactly when you need it
-  **Friendly for allergic persons**
thanks to the heat exchanger
-  **Large glazed area**

1



The WLAN module is part of the stove!

You must have

A smart pellet stove with a circular footprint. The HSP 7 II is a great choice for corner installations. The stove is available in black, or in grey and with a contrasting door and lid. The set contains the WLAN module, allowing you to control your stove remotely. Our stove can be controlled from your mobile phone or tablet using our mobile application.



MODEL	HSP 7 II	1	HSP 7 II	2	ROOM TEMPERATURE SENSOR	3
Colour	black		grey / black			
Efficiency	90 %	A+	90 %	A+		
Capacity	8 kW		8 kW			
Dimensions h / w / d	1,053 / 494 / 494 mm		1,053 / 494 / 494 mm		cable 8 m	
Order nr.	0545008580000		0545008570000		0532007010000	



1



2

HSP 7 II GRANDE RLU

HIGHLIGHTS

-  **WLAN**
optional feature Wlan 
-  **Fully automatic temperature control**
the optimum room temperature exactly when you need it
-  **Gas tightness certified**
does not require air from the room for combustion
-  **Friendly for allergic persons**
thanks to the heat exchanger
-  **Large glazed area**



The WLAN module is part of the stove!

Timeless design

A clever pellet stove with a circular footprint that even looks great when installed in the corner. The HSP 7 II GRANDE RLU pellet stove is an ideal choice for low-energy and passive houses. If you are not using the stove you can close it very tightly, almost hermetically. That way the heat from your house does not escape outside through the stove and you will not suffer any heat loss. The combination of white and anthracite will brighten up your interior. Thanks to its light colour you will not feel cramped, even when it is installed in a small room.



3

	MODEL HSP 7 II GRANDE RLU 1	HSP 7 II GRANDE RLU 2	ROOM TEMPERATURE SENSOR 3
Colour	white komaxit	black	
Efficiency	90 % A+	90 % A+	
Capacity	8 kW	8 kW	
Dimensions h / w / d	1,173 / 494 / 494 mm	1,173 / 494 / 494 mm	cable 8 m
Order nr.	0545108520000	0545108510000	0532007010000






PRODUCT HIGHLIGHTS

PELLET STOVES WITH HEAT EXCHANGER





Smart heating with HAAS+SOHN

Enjoy heat from pellets throughout your house. The pellet stove with exchanger is connected to your central heating system and heats up the water in the radiators. You can use the control panel to simply adjust how much heat the stove transfers to the central heating system and how much heat is to be transferred directly to the air in your room. The stove monitors the pre-set temperature automatically and you can control it remotely using your mobile application. You do not need to chop wood for this pellet stove with exchanger. Just refill with pellets once every three days. The stove can be used as the main source of heat and it is great for transition periods (autumn, spring). Using pellets for your heating system will save you money in comparison with systems using direct heaters or electric boilers.

-  direct room heating
-  indirect heating of other rooms
-  an economical and additional source of heat, great for transition periods



 50% lower costs when compared with electric heating systems

 can be controlled from anywhere thanks to the mobile application



Exchanger

Transfers heat from the stove to your heating system. Up to 79% of the heat produced by the stove can be used to heat up the water in your system while the rest heats the air in the room. A pellet stove with a heat exchanger will heat your house or it can be used to heat up water for showering. It can be combined with solar panels, gas boilers or solid fuel boilers.

Notice: Pellet stoves with a heat exchanger cannot be used without being connected to your heating system (central heating system) The connection must be done by a professional company.



Patented Heat Exchanger Cleaning Technology

Výměník můžete snadno čistit i se zavřenými dvířky. You can even clean the exchanger with the door closed. Clean the dirt from pipes by simply moving the wiping blade.




Hydraulic module

All you need to connect your stove to your central heating system is available and ready in a single module inside your stove. It will save you space and money.

It consists of:

- + circulation pump,
- + safety valve,
- + three-way valve,
- + aerating valve.








Supplied with a rear or lower outlet (floor connection).





HSP 6 WITH HEAT EXCHANGER

HIGHLIGHTS

-  **WLAN**
optional feature Wlan  Local &  Global
-  **Fully automatic temperature control**
the optimum room temperature exactly when you need it
-  **Heat exchanger cleaning**
simple and clean
-  **Friendly for allergic persons**
thanks to the heat exchanger
-  **Large glazed area**

WLAN module
- an additional accessory



Smart solution with HAAS+SOHN


This stove will make you feel warm in your living room, or even in the attic. Up to 7.9 kW of power output is transferred to the central heating system. Thanks to a hopper that can hold 30 kg of wood, you need not worry about the stove for several days.



ROOM TEMPERATURE SENSOR

cable 8 m

Order nr. 0532007010000

MODEL	HSP 6 1	HSP 6 2	WLAN MODULE 3	HYDRAULIC MODULE 4
Colour	anthracite / black	anthracite / white		
Efficiency	94 % 	94 % 		
Cap. (for heat. elements)	10 kW (7.9 kW)	10 kW (7.9 kW)		
Dimensions h / w / d	1,200 / 545 / 498 mm	1,200 / 545 / 498 mm		
Order nr.	0553808500000	0553808510000	0532007100000	0553808214000

QUALITY TIMES



"As for us, QUALITY TIMES are when we come back from a nice winter walk, make a cup of hot tea, and relax next to our HAAS+SOHN stove with our furry cat. I also like to spend time behind the steering wheel. This is the best QUALITY TIME for me. But I must have a full tank, of course."

*Veronika, sand blaster operator
Olda, lacquer shop manager
at HAAS+SOHN Rukov*



FIREPLACE SETS



Do you want a classic fireplace at home? With us you can assemble it just like a cabinet from a Swedish furniture store. You can do it in one afternoon and then use the rest of the time to travel, for instance. The accumulation concrete releases heat long after the flame goes out in the fireplace insert.



Wrapping method

Step by step:



Determine the fireplace location and mark its outline. (1)



Fit the fire protection on the fireplace insert (special accessory). (2)




Position the fireplace insert with a spirit level. (3)



Just follow the supplied guide and assemble all the parts. Fix them in place with the acrylic glue. (4 + 5)







We supply the enclosure in a raw state. You can coat it with any interior paint. (6)



LEVI

HIGHLIGHTS

-  **Tertiary combustion**
double combustion saves the amount of fuel needed
-  **Easy control**
Easy control air inlet regulation – easy air supply regulation control with just one regulator
-  **External combustion air supply**
ideal for low-energy houses
-  **Closable external air intake**
Central air intake closing system – no heat loss

Three forms of elegance

Do you prefer drifting on water ripples while warming your home using comfortable orange shades, or do you prefer simplicity? LEVI will adjust perfectly to your preference. Choose how your new fireplace should look and build it in a single afternoon using ready-made components.



You can order a practical firewood storage area for the lower section. You may choose a “smooth décor” or clean design for your firewood storage area.



MODEL	LEVI 1	LEVI 2	LEVI 3	FIRE FIGHTING PROTECTION
Colour	structured décor horizontal	structured décor vertical	smooth décor	
Efficiency	80 % ◀ A+	80 % ◀ A+	80 % ◀ A+	
Capacity	8 kW	8 kW	8 kW	
Dimensions h / w / d	1,811 / 760 / 495 mm	1,811 / 760 / 495 mm	1,811 / 760 / 495 mm	
Order nr.	0601880610000	0601880620000	0601880600000	0641880140000



FIREPLACE INSERTS



For all of you who want to do it alone. We think you already know exactly what your most beautiful fireplace should look like. We will supply a reliable and modern metal heart for it. Our fireplace inserts with external air supply can even be used in modern thermally-insulated buildings.





LEVI

HIGHLIGHTS



Easy control

Easy control air inlet regulation – easy air supply regulation control with just one regulator



External combustion air supply

ideal for low-energy houses



Closable external air intake

Central air intake closing system – no heat loss



Tertiary combustion

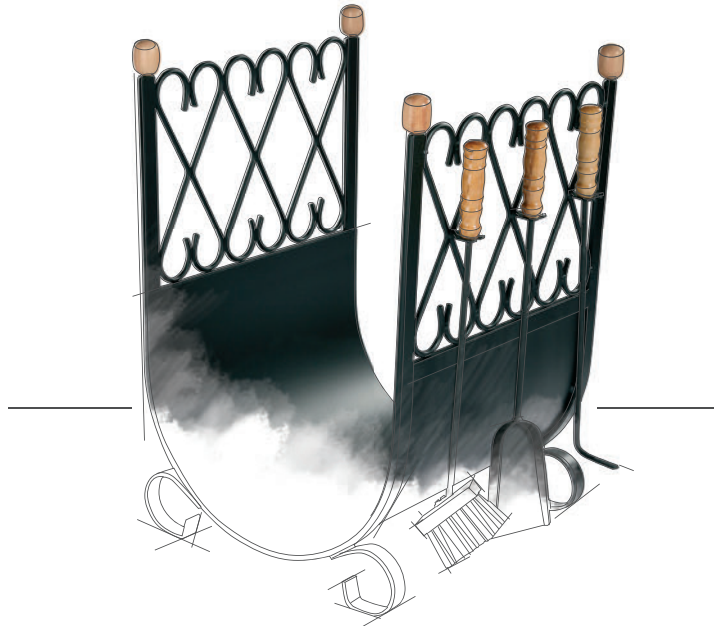
double combustion saves the amount of fuel needed

LEVI fireplace insert

A modern fireplace insert with all-glass door and simple control. By turning the Easy control knob you control the air intake and therefore the burning intensity. If you are not using the fireplace, you can lock it using the regulator. The heat from your room will not escape outside through the fireplace.

MODEL	LEVI
Colour	black
Efficiency	80 % A+
Capacity	8 kW
Dimensions h / w / d	651 / 635 / 408 mm
Order nr.	0434715900000

ACCESSORIES



To give you the warmth of your stove even after many years. Small tips and extras for correct connection and maintenance.

FIREPLACE TOOLS



FIREPLACE TOOLS

BAU IV - THREE-PIECE

Dimensions	58 x 20 x 20 cm
Colour	black, wood
Order nr.	1116002200000

CLEANING SPRAYS



GLASS CLEANER

Volume	500 ml
Order nr.	1116000200000

LOG BASKETS



LOG BASKETS

ANGULAR LITTER BIN

Dimensions	35 x 46 x 30 cm
Colour	black
Order nr.	1116002700000



MIDDLE BASKET

Dimensions	40 x 24 x 36 cm
Colour	black, wood
Order nr.	1116002500000



OVAL BASKET

Dimensions	46 x 22 x 32 cm
Colour	black, wood
Order nr.	1116002400000



BASKET BIG (WITHOUT / WITH INSTRUMENTS)

Dimensions	68 x 48 x 45 / 70 x 49 x 46 cm
Colour	black, wood
Order nr.	1116002600000 / 1116001600000



BASKET DERBY (WITH INSTRUMENTS)

Dimensions	68 x 48 x 45 cm
Colour	anthracite, wood
Order nr.	1116003000000

ENERGY SAVING-DRAUGHT CONTROLLERS

Zugex H+S chimney draught regulator



Zugregler H+S chimney draught regulator



CONTROLLER	ZUGEX H+S 130	ZUGEX H+S 150	ZUGEX H+S 200
Order nr.	1120130110000	1120150110000	1120200110000

CONTROLLER	ZUGREGLER H+S 130	ZUGREGLER H+S 150	ZUGREGLER H+S 200
Order nr.	1120130010000	1120150010000	1120200010000

REPAIRING SPRAYS



REPAIRING SPRAY	COLOUR BLACK	COLOUR ANTHRACITE
Volume	400 ml	400 ml
Order nr.	0070200050005	0070200020005

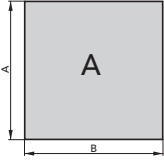
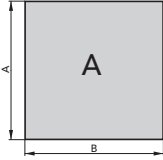
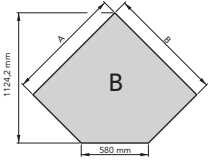
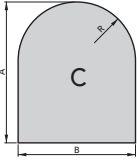
REPAIRING SPRAY	COLOUR SILVER
Volume	400 ml
Order nr.	0070200040005

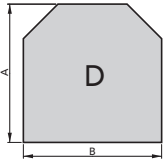
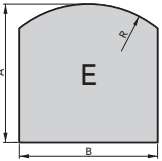
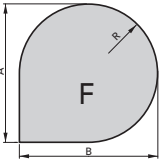
FIREPLACE STOVE GLASS FLOOR PLATES MADE OF 6 MM THICK HARDENED GLASS



Elegant and safe

- + 6 mm thick hardened glass with polished edge
- + floor protection from scratches
- + fire protection of flammable floors (e.g. wooden floors)

	 GLASS FLOOR PLATES - FORM "A"	 GLASS FLOOR PLATES - FORM "A"	 GLASS FLOOR PLATES - FORM "B"	 GLASS FLOOR PLATES - FORM "C"
Dimensions	900 x 750 mm	1,000 x 1,000 mm	1,000 x 1,000 mm / 580 mm 45°	1,000 x 1,000 mm / R = 500 mm
Order nr.	1115409200000	1115410200000	1115510200000	1115910200000

	 GLASS FLOOR PLATES - FORM "D"	 GLASS FLOOR PLATES - FORM "E"	 GLASS FLOOR PLATES - FORM "F"
Dimensions	1,000 x 1,000 mm	1,000 x 1,000 mm / R = 800 mm	1,000 x 1,000 mm / R = 500 mm
Order nr.	1115610200000	1115910300000	1115910400000

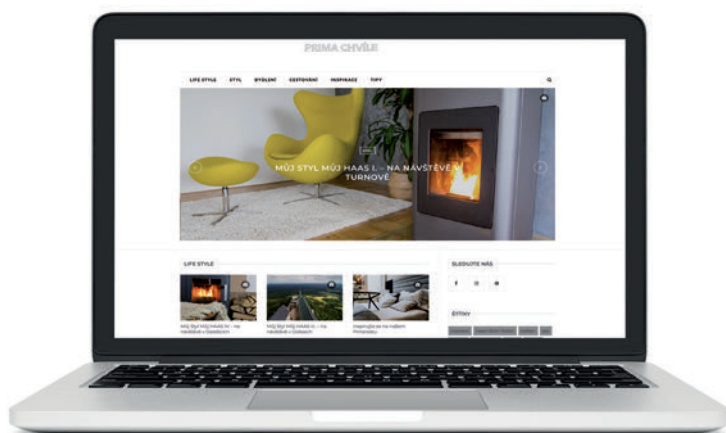


YOUR INFORMATION

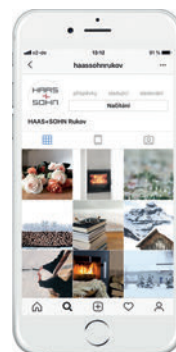
LET'S STAY IN TOUCH

Do you want to know what is new? Do you need advice on selecting a stove or do you need a spare part? We are here for you. We will answer your questions even at weekends. You can find us on Facebook, YouTube and Instagram. Follow us, write to us or stop by. We will be delighted if you share how satisfied you are with your stove with us.

QUALITY TIMES



@haassohnrukov





Long-term availability of parts also for older models

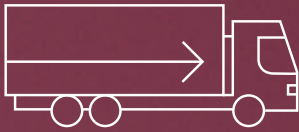


Simple and convenient ordering of spare parts from our partners in your country



Quick support nation-wide





More than 4,000 permanently available items in the spare parts warehouse ensure quick delivery



Professional customer services via our partners - a professionally trained service technician is immediately at your disposal



Manuals and technical data sheets are available for download from our website

*Mojmír Středa and Josef Jánoš,
service technicians
HAAS+SOHN Rukov*







YOUR SERVICE-PLUS

Our Promise










We are committed to making sure that you can still enjoy your stove even after 15 years have passed. That's why we will still be within reach after you heat up your stove for the first time. Do you need advice? Or is your stove not working the way it should? Write to us at poradna@haassohn.com. We are here to help, no matter how old your stove is.

TECHNICAL PARAMETERS








FIREPLACE STOVES

Page	Model	 KG				 m ³	 KG			
8	ENGADIN (Woodstone/Speckstein)	103/126	33 cm	150		113	1.5			12
11	KOLGA	163	50 cm	150	150	144	2.5	•	•	12
11	POLVA	156	50 cm	150	150	144	2.5	•	•	12
11	TORVA	184	50 cm	150	150	144	2.5	•	•	12
11	VALGA	192	50 cm	150	150	144	2.5	•	•	12
13	i-2100	234	30 cm	150	150	150	2.3	•		12
15	HERBORN II	115	33 cm	150	150	115	1.61			12
16, 17	HESTRA (tiles/Speckstein)	186/293	33 cm	150		108	1.9		•	12
18	MADEIRA	136	33 cm	150	150	55-115	0.5-1.6	•		12
20	OVALIS (Grande/Piccolo)	127/118	30 cm	150	150	90	1.25			12
21	OVALIS RLU	128	30 cm	150	150	97	1.5			12
22	PINEROLO (Woodstone/Speckstein)	179/197	33 cm	150	150	115	1.61	•		12
23	RONDO	187	33 cm	150	150	155	2.5	•	•	12
25	SALZBURG EASY (Box/Door)	124/129	33 cm	150	150	130	1.5	•		12

FIREPLACE STOVES WITH HEAT EXCHANGER

Page	Model	 KG				 m ³	 KG			
30	BRYNE WITH HEAT EXCHANGER	189	33 cm	150		184	3	•	•	12
31	FARUM WITH HEAT EXCHANGER	221	33 cm	150		90-268	0.9-4.1	•	•	12
32	VISBY WITH HEAT EXCHANGER	180	33 cm	150		184	3	•	•	12

PELLET STOVES

Page	Model	 KG			 m ³	 KG	 KG	
38	HSP 6 PREMIUM 32	146		80	230	1.94	32	6
40, 41	HSP 6 RUEDA C PGI (tiles) / HSP 6 RUEDA PGI (ledges)	164/118		80	149	1.9	32	6
42	HSP 7 II	125		80	148	1.9	12	6
43	HSP 7 II GRANDE RLU	132		80	148	1.9	17	6

PELLET STOVES WITH HEAT EXCHANGER

Page	Model	 KG			 m ³	 KG	 KG	
46	HSP 6 WITH HEAT EXCHANGER	174		80	250	2.1	32	6











FIREPLACE SETS

Page	Model	 KG				 m ³	 KG			
50	LEVI	320	50 cm	150	150	144	2.5	•	•	12

FIREPLACE INSERTS

Page	Model	 KG				 m ³	 KG			
53	LEVI	95	50 cm	150	150	144	2.5	•	•	12

EXPLANATORY NOTES

 Weight (kg)	 Lump wood (max. length in cm)	 Top flue-gas outlet (Ø mm)	 Rear flue-gas outlet (Ø mm)	 Heating ability (m ³)
 Fuel consumption (kg/h)	 Environment friendly pressed fuel	 Brown-coal briquettes	 Volume of pellet container (kg)	 Chimney draught (Pa)

HAAAS
+
SOHN

PREMIUM



QUALITY TIMES

COLLECTION 2019/2020

@haassohnrukov



HAAS+SOHN RUKOV s. r. o. 

Nádražní 260
407 56 Jiřetín pod Jedlovou
Czech Republic

Phone: +420 412 332 351, 353

prodej@haassohn.com
www.haassohn-rukov.com

Your HAAS+SOHN dealer:

PREMIUM



The manufacturer reserves the right to minor design and technical changes.

Effective from 04/2019 to 03/2020.

Order nr. 9042000100060.